



HIV IN MARYLAND, 2018

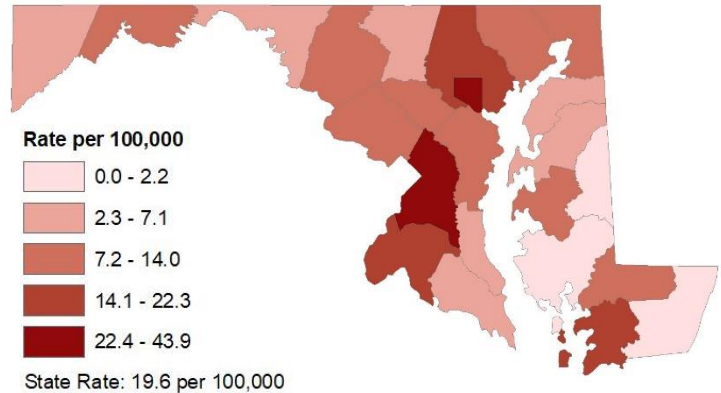
SEPTEMBER 2019

New HIV Diagnoses in Maryland

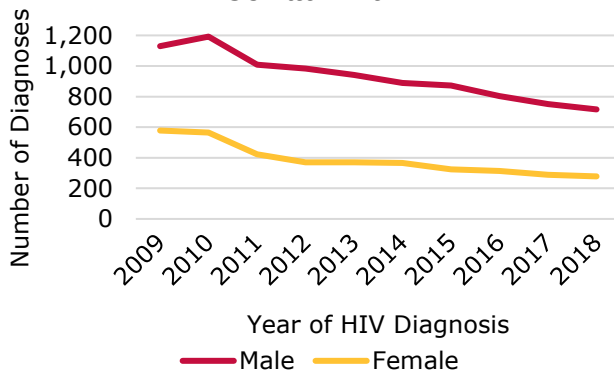
In 2018, there were 994 reported HIV diagnoses.

- In 2018, Baltimore City and Prince George's County had the highest rates (per 100,000) of new HIV diagnoses.
- 75% of the 994 reported HIV diagnoses in Maryland in 2018 were NH-Black, 13% were NH-White, 8% were Hispanic, and 5% were NH-Other.

HIV Diagnoses, Rates by Jurisdiction, 2018



Trends in HIV Diagnoses by Sex at Birth



- It is estimated that an additional 11.6% of people living with HIV in Maryland remain undiagnosed, as of 2017.
- Of the 994 HIV diagnoses in 2018, 34% were among adults ages 20-29 years old, 26% were among those ages 30-39, and 15% were among those ages 40-49.

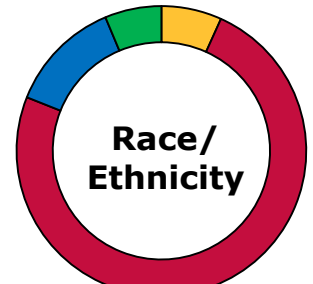
Characteristics of Marylanders Living with HIV

At the end of 2018, there were 31,559 people living with diagnosed HIV in Maryland.

- Rates (per 100,000) were twice as high in males (856.0) compared to females (404.5).
- Rates among people living with diagnosed HIV were 3 to 10 times higher among NH-Blacks (1,554.6) compared to Hispanics (457.4) and NH-Whites (150.2). 74% of living Maryland diagnoses were NH-Black.



MSM
MSM/IDU
Perinatal
IDU
HET



Hispanic
NH-White
NH-Black
NH-Other

NH: Non-Hispanic | **HET:** Heterosexual Contact | **IDU:** Injection Drug Use | **MSM:** Male-to-male Sexual Contact

Center for HIV Surveillance, Epidemiology and Evaluation
Prevention and Health Promotion Administration
Maryland Department of Health
<http://phpa.health.maryland.gov/OIDEOR/CHSE>

Multiple imputation was used to estimate and adjust for missing exposure category.
Data represents adults and adolescents (ages 13+) only.
Data reported through 06/30/2019 from the Maryland Enhanced HIV/AIDS Reporting System (eHARS).